



Unified Incident Command and Decision Support (UICDS™)

Following the California Golden Guardian Technology Demonstration Through UICDS

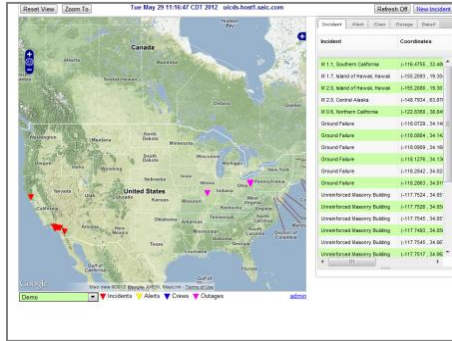
CONTENTS

- Applications Sharing Data Through UICDS
- Google Earth as a UICDS Viewer
- 1230 PT Special Presentation on the Exercise
- UICDS Deployment for the Golden Guardian Exercise Demonstration

May 30, 2012

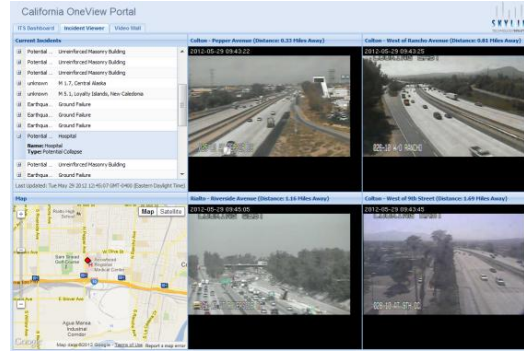
www.UICDS.us

Follow the Golden Guardian Parallel Technology Demonstration Through UICDS



UISOL Utility Outage Dashboard shows incidents shared through UICDS and simulated utility outages

<http://www.mtcc.com/UISOL-UICDS-TEST/>



SkyLine Network Solutions shows incidents shared through UICDS and displays relevant Caltrans cameras

<http://firstcaltrans.skylinenet.net/>



ESRI Flex Viewer implementation shows incidents and observations (SOI) through UICDS

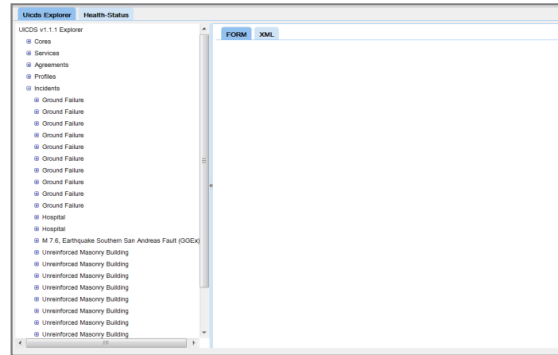
<https://uicds-host1.saic.com/flexviewer/index.html>
Substitute host1, host2, host3 in the URL above and use the username and password on page 3



Use your Web Browser, Android® phone or tablet, iPad® or iPhone®

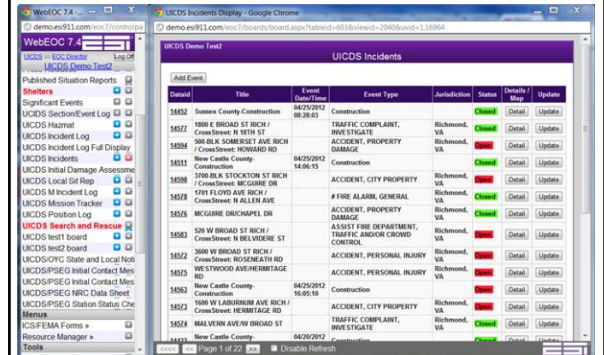
SpotOnResponse shows UICDS incidents and USGS and EERI field apps findings – and enter your own observations

<https://ggex.spotonresponse.com/>



UICDS Administrative Console shows incidents and field observations on UICDS Cores – see the native XML products

<https://uicds-host1.saic.com/uicds/Console.html>
Substitute host1, host2, host3 in the URL above and use the username and password on page 3



WebEOC used to create a UICDS Incident Board to track incidents created from multiple applications and shared through UICDS

This application is displayed throughout the exercise using web collaboration following instructions found on page 4

Following the Golden Guardian UICDS Technology Demonstration with Google Earth

1. Download Google Earth from <http://www.google.com/earth/download/ge/agree.html>
2. Use the Add menu item to add a Network Link.
3. Select a Name that will appear in the Places section of Google Earth.
4. Copy the following URL into the Link field:

a. CalEMA and CA Earthquake Clearinghouse associates and others:

<https://uicds-host1.saic.com/uicds/pub/search?productState=Active&productType=Incident&productType=Alert&productType=SOI&format=kml>

----- username: Clearinghouse password: GGEx20121

b. USGS associates and scientists:

<https://uicds-host2.saic.com/uicds/pub/search?productState=Active&productType=Incident&productType=Alert&productType=SOI&format=kml>

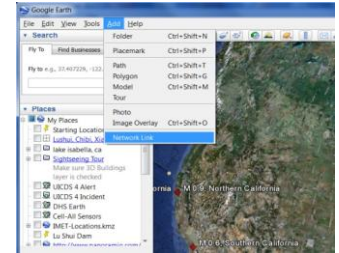
----- username: USGS password: GGEx20122

c. EERI associates and engineers:

<https://uicds-host3.saic.com/uicds/pub/search?productState=Active&productType=Incident&productType=Alert&productType=SOI&format=kml>

----- username: EERI password: GGEx12003

5. Click the Refresh tab
6. Select Periodically in the dropdown box. Select 5 minutes for your refresh time.
7. Click OK.
8. You will be prompted to enter the username and password above for the UICDS Core named in the network link. If you are not prompted, quit Google Earth and then run it again and the username prompt will appear.
9. The Network Link name you entered will appear in the Places directory on the left. Check the box to display content from the UICDS Core.
10. The link will refresh at the period you set.



Take a Break During Lunch and Get a Golden Guardian Technology Demonstration Update at 1230 PM PDT

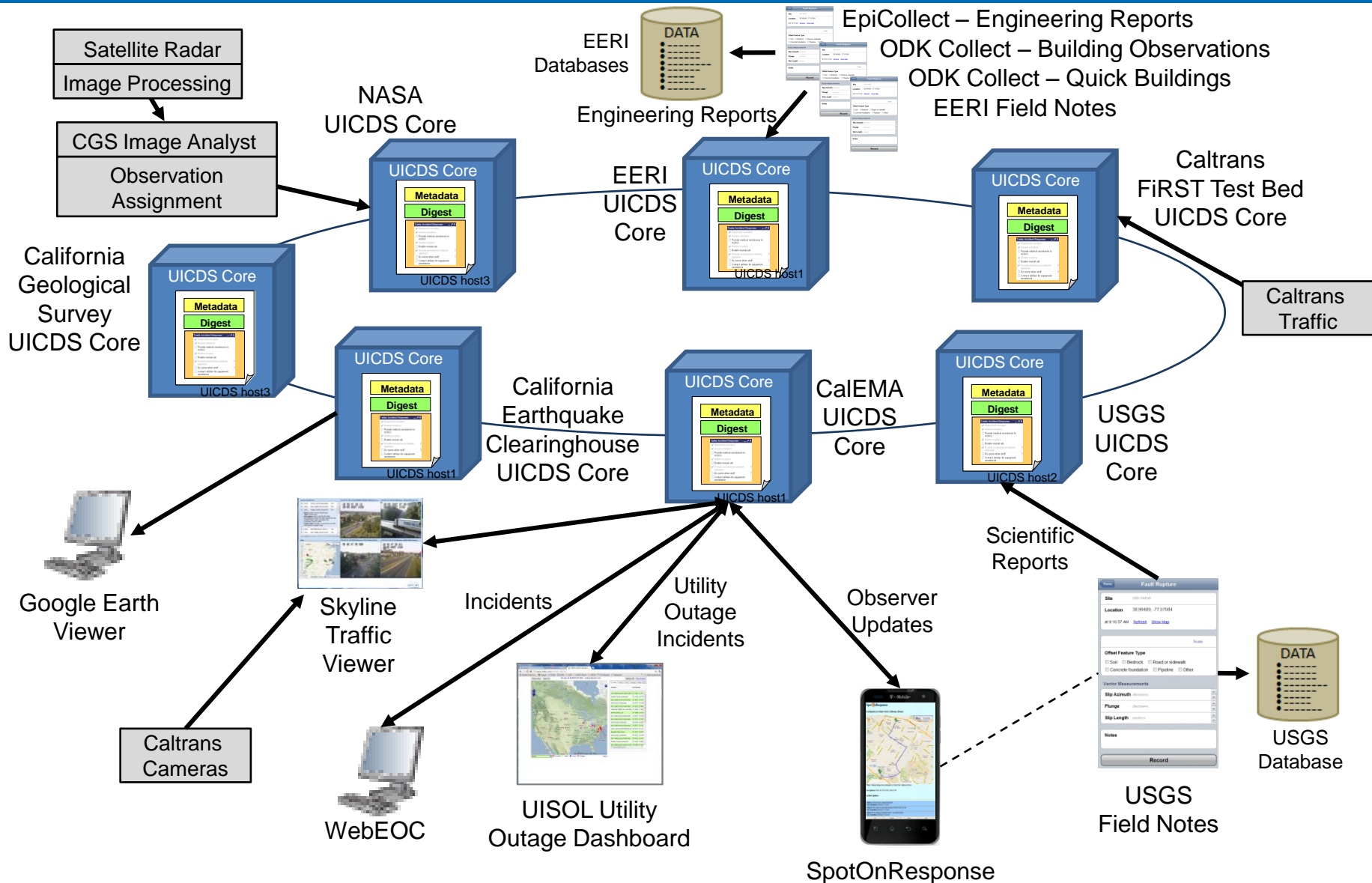
- Join us for a web collaboration session to get a summary of the technology demonstration
- **Call: 800-366-7242 code 735108**
- You can join the online meeting from your PC or mobile device.
- **Web Collaboration:**
<https://saicwebconferencing.webex.com/saicwebconferencing/j.php?ED=182533272&UID=-1&PW=NYTVINGNkYmRk&RT=MiMxMQ%3D%3D>
- ... If requested, enter your name and email address.
... If a password is required, enter the meeting password: uicds2012
... Click "Join."
- **Advance Set-up:** WebEx will automatically setup Meeting Manager for Windows the first time you join a meeting. To save time, you can setup prior to the meeting by [clicking here](#).
- If you must cut and paste the URL into your browser, select the UICDS Biweekly Call and use the password above when you link to: <https://saicwebconferencing.webex.com>





Golden Guardian UICDS Deployment Diagram

(5/29/12)



Comments and Discussions



DHS S&T Program Manager
Lawrence Skelly
Lawrence.skelly@hq.dhs.gov

UICDS Project
Community Outreach Director
James W. Morentz, Ph.D.
(703) 589-3706
morentzj@saic.com

UICDS Project
Project Manager
Chip Mahoney
(917) 574-7356
mahoneyc@saic.com

